


GEMINI SEA FOOD LIMITED
UN-AUDITED STATEMENT OF FINANCIAL POSITION
AS AT 30 SEPTEMBER, 2020

<u>Particulars</u>	<u>Note</u>	30-Sep-20 <u>Taka</u>	30-Jun-20 <u>Taka</u>
<u>ASSETS</u>			
Non-Current Assets		62,815,538	63,556,890
Property, Plant & Equipment	3.00	62,679,320	63,415,365
Intangible Assets	4.00	136,218	141,525
Current Assets		385,900,015	403,367,044
Inventories	5.00	257,215,055	257,436,197
Inter Company Receivables	6.00	-	-
Advances, Deposits & Pre-payments	7.00	94,912,652	94,075,709
Bills Receivable	8.00	11,859,114	27,085,114
Cash & Cash Equivalents	9.00	21,913,194	24,770,024
Total		448,715,553	466,923,934
<u>EQUITY & LIABILITY</u>			
Shareholders' Equity		(20,938,025)	1,005,517
Share Capital	10.00	46,963,120	46,963,120
Retained Earnings	11.00	(67,901,145)	(45,957,603)
Non-Current Liabilities		10,441,221	9,794,377
Deferred Tax Liabilities	12.00	5,738,383	5,823,696
Long Term Loan- Non current Maturity	13.00	3,042,000	2,028,000
Lease Liability- Non current Maturity	14.00	1,660,838	1,942,681
Current Liabilities		459,212,357	456,124,040
Long Term Loan-Current Maturity	13.00	1,521,000	1,014,000
Lease Liability-Current Maturity	14.00	1,037,502	1,037,502
Short Term Loan	15.00	439,484,337	439,935,301
Trading Liabilities	16.00	2,692,479	2,692,479
Liabilities for Expenses	17.00	6,940,048	4,669,067
Others Payable	18.00	773,356	773,356
Provision for Tax	19.00	6,763,635	6,002,335
Workers' Profit Participation Fund	20.00	-	-
Total		448,715,553	466,923,934
Net Asset Value per Share	30.00	(4.46)	0.21



(Zakir Ahmed Zakir)
Chief Financial Officer



(AFM. Nazrul Islam)
Company Secretary



(Kazi Anis Ahmed)
Director



(Kazi Inam Ahmed)
Managing Director



(Ameenah Ahmed)
Chairperson

Date: Dhaka
11/11/2020

GEMINI SEA FOOD LIMITED

UN-AUDITED STATEMENT OF PROFIT OR LOSS AND OTHER COMPREHENSIVE INCOME
FOR THE FIRST QUARTER ENDED 30 SEPTEMBER, 2020

<u>Particulars</u>	<u>Note</u>	01-07-2020 to	01-07-2019 to 30-09-
		30-09-2020	2019 (3 months)
		<u>Taka</u>	<u>Taka</u>
Revenue	21.00	-	184,747,098
Cost of Goods Sold	22.00	6,029,863	163,368,506
Gross Profit/(Loss)		(6,029,863)	21,378,592
Operating Expenses		5,048,161	9,122,619
Administrative Expenses	23.00	5,048,161	6,041,429
Selling & Marketing Expenses	24.00	-	3,081,190
Operating Income		(11,078,024)	12,255,973
Other Income	25.00	-	42,343
Financial Expenses	26.00	10,189,531	9,626,071
Net Profit/(Loss) before WPPF		(21,267,555)	2,672,245
Contribution to Workers' Profit Participation Fund	27.00	-	133,612
Net Profit/(Loss) before Tax		(21,267,555)	2,538,633
Income Tax Expenses	28.00	(675,987)	(425,445)
Current Tax	28.01	(761,300)	(503,048)
Deferred Tax	28.02	85,313	77,603
Net Profit/(Loss) after Tax		(21,943,542)	2,113,188
Earnings per Share	29.00	(4.67)	0.45




(Zakir Ahmed Zakir)
Chief Financial Officer




(AFM. Nazrul Islam)
Company Secretary



(Kazi Anis Ahmed)
Director



(Kazi Inam Ahmed)
Managing Director



(Ameenah Ahmed)
Chairperson


Dated: Dhaka
11/11/2020

GEMINI SEA FOOD LIMITED
UN-AUDITED STATEMENT OF CHANGES IN EQUITY
FOR THE FIRST QUARTER ENDED 30 SEPTEMBER, 2020

Particulars	Share Capital	Retained Earnings	Total
Balance as on 01-07-2020	46,963,120	(45,957,603)	1,005,517
Stock Dividend Issued	-	-	-
Net Profit/ Loss for the period		(21,943,542)	(21,943,542)
Balance as on 30-09-2020	46,963,120	(67,901,145)	(20,938,025)
Particulars	Share Capital	Retained Earnings	Total
Balance as on 01-07-2019	42,693,750	4,476,340	47,170,090
Addition of Bonus Share during the year	-	-	-
Addition during the year	-	2,113,188	2,113,188
Balance as on 30-09-2019	42,693,750	6,589,528	49,283,278




(Zakir Ahmed Zakir)
Chief Financial Officer



(AFM. Nazrul Islam)
Company Secretary



(Kazi Anis Ahmed)
Director



(Kazi Inam Ahmed)
Managing Director



(Ameenah Ahmed)
Chairperson

Dated: Dhaka
11/11/2020

GEMINI SEA FOOD LIMITED
UN-AUDITED STATEMENT OF CASH FLOWS
FOR THE FIRST QUARTER ENDED 30 SEPTEMBER, 2020

<u>Particulars</u>	01-07-2020 to 30-09-2020 (3 months) <u>Taka</u>	01-07-2019 to 30- 09-2019 (3 months) <u>Taka</u>
Cash Flows from Operating Activities		
Receipts from Customers & Others	15,226,000	221,189,737
Cash received from & others	-	-
Paid to Suppliers, Employees & Others	(7,746,692)	(229,845,360)
Interest Paid	(10,189,531)	(9,626,071)
Income Taxes Paid	(791,300)	(530,548)
Net Cash Generated from Operating Activities	<u>(3,501,523)</u>	<u>(18,812,242)</u>
Cash Flows from Investing Activities		
Acquisition of Property, Plant & Equipment	(143,500)	(240,752)
Net Cash used in Investing Activities	<u>(143,500)</u>	<u>(240,752)</u>
Cash Flows from Financing Activities		
Long term loan	1,521,000	-
Short Term Loan from/(Repayment)	(450,964)	29,135,985
Finance Lease	(281,843)	-
Inter Company	-	-
Net Cash Generated from Financing Activities	<u>788,193</u>	<u>29,135,985</u>
Net Cash Increase in Cash & Cash Equivalents	<u>(2,856,830)</u>	<u>10,082,991</u>
Cash & Cash Equivalents at the Beginning of the period	<u>24,770,024</u>	<u>23,130,547</u>
Cash & Cash Equivalents at the End of the period	<u>21,913,194</u>	<u>33,213,538</u>
Net Operating Cash Flows per Share	31.00	(0.75) (4.01)




(Zakir Ahmed Zakir)
Chief Financial Officer



(AFM. Nazrul Islam)
Company Secretary



(Kazi Anis Ahmed)
Director



(Kazi Inam Ahmed)
Managing Director



(Ameenah Ahmed)
Chairperson

Dated: Dhaka
11/11/2020